

Scaled data based on original data using
LM-79-08 Approved Method: Electrical and Photometric Measurements of Solid-
State Lighting Products

Test Report Prepared for
Cooper Lighting Solutions
(formerly Eaton)

Brand: McGRAW-EDISON

Report Number: P200319

Luminaire Tested: **GWC-AF-01-LED-E1-SLL-7050**

Issue Date: 3/3/2020

Test Information

Test Method: LM-79-08
Report Number: P200319
TEST IS SCALED FROM IESNA LM-79-08 TEST DATA (P24296)
Test Lab: INNOVATION CENTER P2
Issue Date: 3/3/2020
Manufacturer: COOPER LIGHTING SOLUTIONS (FORMERLY EATON)
Product Line: MCGRAW-EDISON
Catalog Number: GWC-AF-01-LED-E1-SLL-7050
Description: GALLEON WALL LUMINAIRE
(1) 70 CRI, 5000K, 1050mA LIGHTSQUARE WITH 16 LEDS EACH AND SPILL LIGHT ELIMINATOR LEFT OPTICS
Light Source: -
Ballast/Driver: ELECTRONIC DRIVER

Summary

Lumens per Lamp: N/A
Luminaire Lumens: 5588 lumens
Efficiency: N/A
Efficacy: 94.7 lumens/watt
Luminous Opening: Rectangular (W 0.5' x L: 0.5' x H: 0')
IES Classification: Type IV - Short - Non-Cutoff
BUG Rating: B1 - U0 - G2

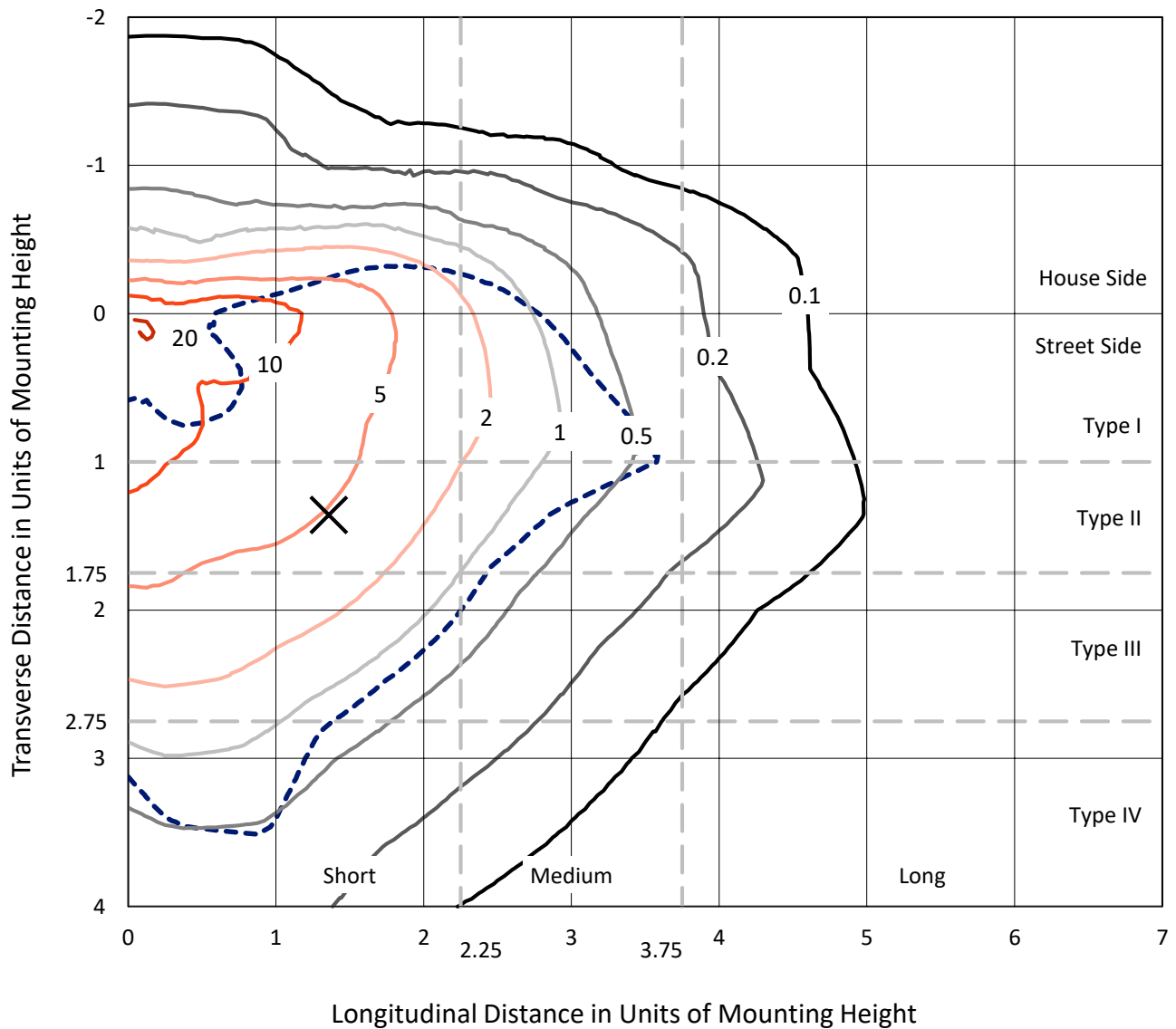
Input Watts (W): 59
Input Voltage (V): NR
Input Current (Ain): NR
Voltage Rise (V): NR
Power Factor: NR
Total Harmonic Distortion (THDi): NR
Frequency (hertz): 60
Stabilization Time: NR
Operation Time: NR
Ambient Temperature (°C): NR
Test Distance: 25 FT



REPORT NUMBER: P200319
 CATALOG NUMBER: GWC-AF-01-LED-E1-SLL-7050

Iso-Footcandle Lines of Horizontal Illumination

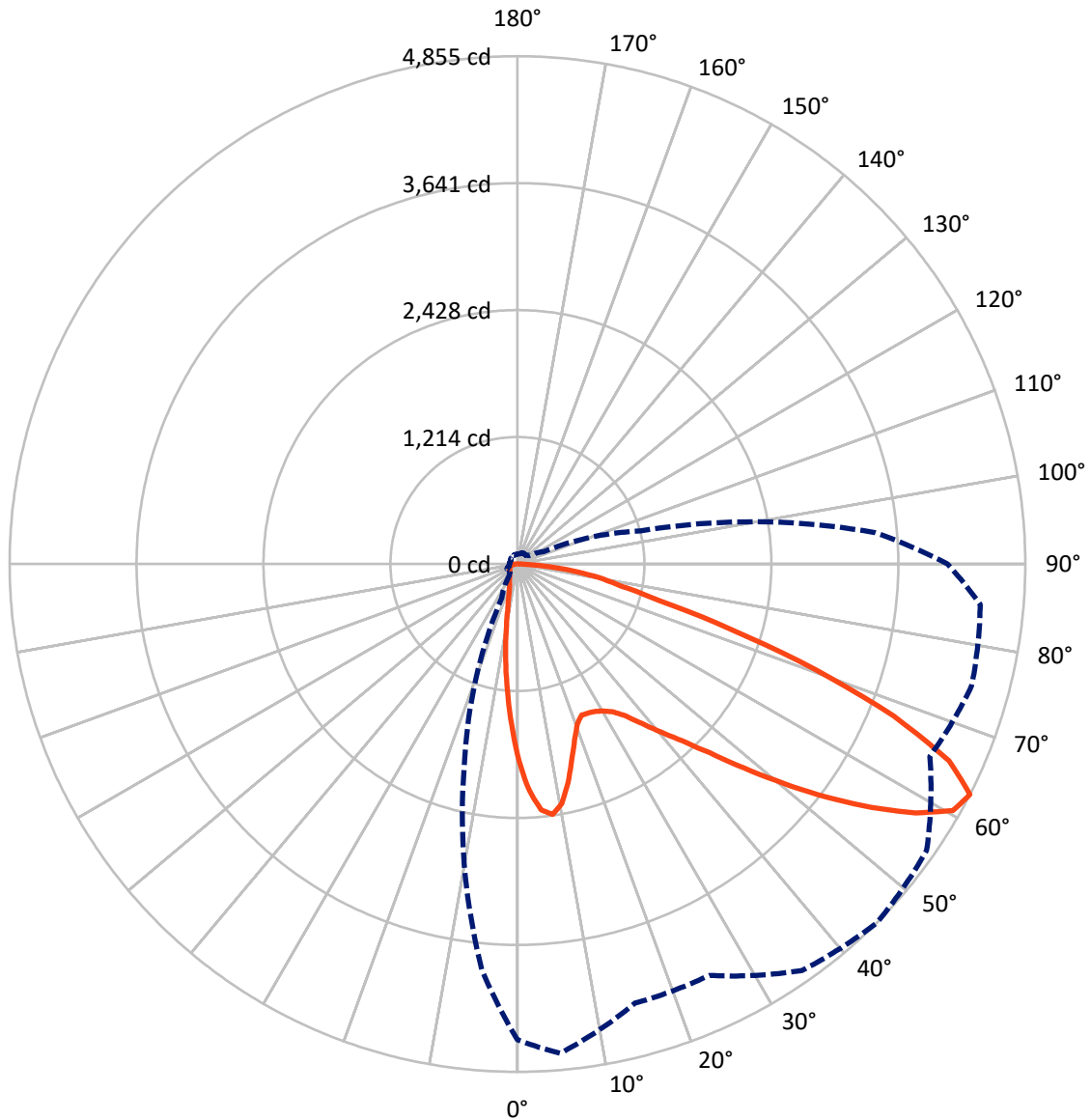
✕ Max cd
 - - - 1/2 Max cd



Based on 10 foot mounting height. Maximum calculated value = 22.2 fc
 Type IV - Short - Non-Cutoff

REPORT NUMBER: P200319
CATALOG NUMBER: GWC-AF-01-LED-E1-SLL-7050

Luminous Intensity Polar Plot



— Vertical Plane Through 45-Deg Lateral - - - Horizontal Cone Through 62.5-Deg Vertical

REPORT NUMBER: P200319

CATALOG NUMBER: GWC-AF-01-LED-E1-SLL-7050

FLUX DISTRIBUTION:

		Downward	Upward	Total
House Side	Lumens	924.7	0.0	924.7
	% Fixture	16.5	0.0	16.5
Street Side	Lumens	4663.3	0.0	4663.3
	% Fixture	83.5	0.0	83.5
Total	Lumens	5588.0	0.0	5588.0
	% Fixture	100.0	0.0	100.0

Coefficient of Utilization

ZONAL LUMENS:

Zone	Lumens	% Fixture
0°-10°	137.4	2.5
10°-20°	252.0	4.5
20°-30°	367.4	6.6
30°-40°	565.9	10.1
40°-50°	832.9	14.9
50°-60°	1221.6	21.9
60°-70°	1365.6	24.4
70°-80°	668.6	12.0
80°-90°	176.5	3.2
90°-100°	0.0	0.0
100°-110°	0.0	0.0
110°-120°	0.0	0.0
120°-130°	0.0	0.0
130°-140°	0.0	0.0
140°-150°	0.0	0.0
150°-160°	0.0	0.0
160°-170°	0.0	0.0
170°-180°	0.0	0.0
0°-90°	5588.0	100.0
0°-180°	5588.0	100.0



REPORT NUMBER: P200319

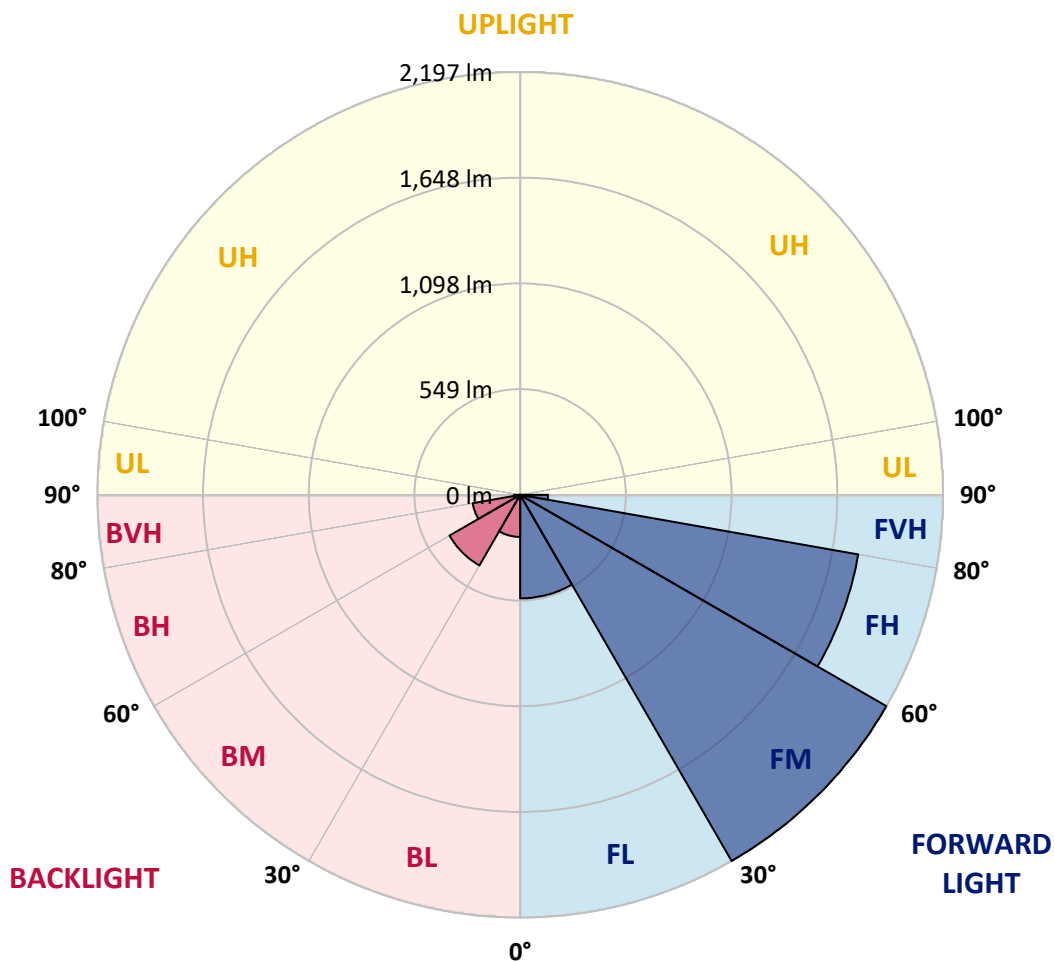
CATALOG NUMBER: GWC-AF-01-LED-E1-SLL-7050

LUMINAIRE CLASSIFICATION SYSTEM LUMEN TABLE AND BUG RATING:

Zone		Lumens	% Fixture	Zone Rating/Lumen Limit		
				B	U	G
FL	(0°-30°)	538.1	9.6			
FM	(30°-60°)	2196.7	39.3			
FH	(60°-80°)	1783.5	31.9			G1/1800
FVH	(80°-90°)	145.0	2.6			G2/225
BL	(0°-30°)	218.8	3.9	B1/500		
BM	(30°-60°)	423.7	7.6	B1/1000		
BH	(60°-80°)	250.7	4.5	B1/500		G1/500
BVH	(80°-90°)	31.6	0.6			G1/100
UL	(90°-100°)	0.0	0.0		U0/0	
UH	(100°-180°)	0.0	0.0		U0/0	

BUG Rating: B1-U0-G2

Type IV Short





REPORT NUMBER: P200319

CATALOG NUMBER: GWC-AF-01-LED-E1-SLL-7050

CANDELA DISTRIBUTION (FULL):

	0°	5°	15°	25°	35°	45°	55°	65°	75°	85°	90°
0°	1887.9	1887.9	1887.9	1887.9	1887.9	1887.9	1887.9	1887.9	1887.9	1887.9	1887.9
2.5°	1961.7	1993.0	2054.1	2099.9	2155.5	2168.4	2186.2	2168.7	2137.7	2096.5	2083.0
5°	1844.6	1911.6	2059.9	2190.5	2306.6	2360.7	2375.7	2331.2	2241.2	2122.9	2050.7
7.5°	1656.9	1752.2	1953.0	2145.3	2316.4	2417.5	2415.0	2311.5	2146.0	1953.4	1837.5
10°	1495.0	1603.8	1834.2	2049.2	2230.7	2328.7	2290.9	2158.6	1961.0	1739.3	1613.6
12.5°	1404.4	1511.0	1744.8	1960.7	2112.5	2146.3	2117.4	1987.8	1801.6	1577.4	1467.4
15°	1388.8	1505.8	1709.1	1884.9	1969.9	1940.5	1906.1	1848.0	1716.5	1525.1	1410.6
17.5°	1456.6	1585.7	1750.0	1832.0	1817.6	1766.3	1756.5	1762.9	1731.3	1583.2	1451.1
20°	1586.9	1741.7	1847.4	1807.1	1701.8	1631.1	1633.6	1732.2	1825.9	1730.3	1579.5
22.5°	1769.7	1946.3	1987.8	1820.3	1652.9	1569.1	1589.3	1749.1	1976.7	1945.4	1752.8
25°	2006.2	2167.2	2137.4	1868.3	1657.8	1576.8	1593.0	1807.4	2154.9	2160.4	1967.2
27.5°	2235.3	2384.6	2263.0	1931.9	1678.1	1594.9	1616.4	1899.3	2325.0	2393.9	2212.3
30°	2414.1	2518.0	2312.8	1989.9	1718.1	1630.2	1656.9	1986.5	2402.5	2551.4	2400.9
32.5°	2562.2	2636.8	2392.0	2061.8	1791.5	1685.8	1732.8	2092.5	2514.0	2701.3	2585.5
35°	2751.4	2772.6	2490.6	2142.0	1904.8	1782.6	1840.9	2196.3	2620.2	2852.8	2767.4
37.5°	2973.2	2945.9	2583.7	2251.6	2051.3	1934.0	1982.2	2310.3	2707.8	3024.5	2953.2
40°	3192.5	3126.8	2700.4	2421.8	2265.1	2112.5	2169.6	2431.9	2789.5	3196.5	3134.8
42.5°	3379.0	3281.6	2815.6	2608.9	2464.2	2309.4	2377.6	2554.5	2867.5	3343.3	3292.4
45°	3516.9	3395.9	2925.3	2788.6	2738.5	2571.1	2603.3	2694.9	2952.0	3465.9	3422.0
47.5°	3640.1	3510.8	3049.4	2969.8	2978.4	2911.5	2859.5	2858.3	3051.5	3566.1	3544.5
50°	3805.0	3670.2	3182.7	3156.6	3338.4	3293.9	3179.3	3049.1	3177.5	3679.7	3677.3
52.5°	4032.4	3922.7	3345.5	3357.8	3674.5	3703.7	3561.8	3278.2	3374.7	3888.3	3873.5
55°	4301.1	4237.2	3567.3	3589.1	4086.7	4107.6	3966.6	3564.8	3664.7	4190.2	4149.4
57.5°	4510.9	4497.4	3810.6	3866.8	4394.5	4488.5	4358.9	3896.6	3991.5	4444.6	4342.0
60°	4594.5	4659.9	4069.5	4146.9	4679.3	4783.4	4669.7	4188.1	4281.2	4549.9	4328.8
62.5°	4549.3	4695.6	4345.4	4338.9	4742.9	4855.0	4775.1	4350.3	4495.9	4441.2	4109.8
65°	4340.8	4567.5	4505.4	4289.5	4525.4	4534.6	4508.8	4277.8	4546.6	4097.5	3686.5
67.5°	3886.4	4212.7	4294.7	3865.6	3938.7	3878.8	3835.4	3880.9	4282.4	3582.3	3098.2
70°	3165.5	3656.4	3695.7	3091.8	3058.6	3018.3	2932.0	3181.8	3761.1	2936.0	2458.4
72.5°	2327.5	2843.6	2964.3	2267.6	2114.0	2122.3	2054.1	2397.8	3058.0	2181.0	1835.4
75°	1592.4	2059.0	2319.2	1582.3	1398.0	1401.4	1392.8	1699.0	2435.6	1517.2	1373.4
77.5°	1163.3	1471.1	1749.1	1063.8	1032.7	1013.7	1009.1	1188.8	1867.3	1101.5	1066.5
80°	933.5	1086.8	1175.0	737.2	792.8	791.3	765.8	817.4	1219.5	805.7	797.7
82.5°	647.5	835.2	952.0	577.8	535.1	526.2	532.3	608.8	861.9	550.8	523.7
85°	341.6	554.8	942.7	512.1	317.6	253.4	315.2	498.6	746.8	291.8	255.6
87.5°	43.6	160.3	624.2	204.3	125.3	67.6	149.6	280.8	479.5	59.6	51.9
90°	0.0	0.0	0.0	0.0	0.0	0.0	0.0	0.0	0.0	0.0	0.0



REPORT NUMBER: P200319

CATALOG NUMBER: GWC-AF-01-LED-E1-SLL-7050

CANDELA DISTRIBUTION (continued):

	95°	105°	115°	125°	135°	145°	155°	165°	175°	180°	185°
0°	1887.9	1887.9	1887.9	1887.9	1887.9	1887.9	1887.9	1887.9	1887.9	1887.9	1887.9
2.5°	2048.3	2007.4	1954.0	1904.5	1853.2	1802.2	1735.6	1693.8	1664.9	1659.4	1647.1
5°	1998.5	1862.7	1760.1	1671.4	1590.9	1477.2	1414.3	1362.0	1334.1	1331.3	1324.6
7.5°	1769.0	1581.7	1443.1	1317.5	1203.5	1111.7	1010.3	963.0	943.7	948.3	952.9
10°	1530.4	1320.9	1161.8	1033.4	932.9	855.5	774.1	719.1	681.0	673.3	671.8
12.5°	1355.9	1126.1	971.6	881.0	803.3	730.5	644.2	579.3	529.9	513.0	501.6
15°	1282.2	1030.9	869.0	771.3	685.6	593.2	513.0	445.1	399.6	384.9	376.6
17.5°	1297.8	1004.5	798.4	673.3	563.7	467.2	366.2	308.1	280.8	273.7	273.7
20°	1380.2	999.6	740.0	583.0	446.3	334.5	251.6	218.4	209.5	208.6	211.0
22.5°	1495.7	1016.8	696.4	504.7	346.8	244.2	196.0	183.7	179.7	180.6	183.4
25°	1667.7	1074.8	664.7	435.0	272.2	200.0	174.8	167.4	165.6	168.0	171.4
27.5°	1871.6	1132.9	645.1	382.4	229.8	182.8	166.2	158.5	159.7	162.8	165.9
30°	2050.7	1180.5	614.1	345.0	216.6	183.7	166.2	155.7	154.5	155.1	156.0
32.5°	2211.4	1212.7	577.8	309.3	186.8	163.1	155.1	153.6	146.8	144.4	144.7
35°	2349.9	1212.7	556.0	288.4	167.4	144.7	131.8	124.1	120.7	121.0	124.4
37.5°	2483.5	1188.5	545.2	276.8	157.0	137.6	126.3	119.5	114.9	114.0	114.6
40°	2601.5	1153.2	533.0	271.9	149.0	133.3	122.6	117.0	112.1	110.6	110.9
42.5°	2696.1	1124.6	519.4	265.4	144.1	130.2	120.1	115.2	109.7	108.1	107.8
45°	2798.4	1115.1	501.6	252.5	146.5	130.6	119.5	114.3	108.7	106.9	106.3
47.5°	2933.3	1144.9	483.2	237.1	151.7	132.1	120.4	114.3	108.4	106.9	106.3
50°	3103.1	1214.9	459.8	214.7	146.5	136.4	120.1	113.3	108.4	106.9	105.7
52.5°	3321.2	1309.5	429.1	188.9	143.5	146.8	119.5	111.5	106.9	104.7	102.6
55°	3586.3	1386.9	392.6	167.7	136.4	144.1	118.6	109.4	104.4	101.4	99.5
57.5°	3780.5	1414.9	345.6	153.9	126.6	139.5	117.3	106.6	101.4	98.9	96.5
60°	3742.1	1360.8	306.0	145.3	120.7	125.9	116.4	104.1	98.6	96.8	94.6
62.5°	3434.6	1219.5	280.5	141.3	117.0	114.9	117.3	101.7	96.1	94.3	93.7
65°	2973.5	1010.9	270.3	140.4	114.0	108.4	109.0	98.9	93.4	91.8	91.2
67.5°	2452.8	815.9	261.4	143.5	110.0	103.8	100.8	95.2	90.6	89.1	87.9
70°	1934.3	678.6	257.4	141.6	105.1	99.2	95.8	91.2	87.2	85.7	84.8
72.5°	1557.7	573.2	255.3	139.8	98.6	93.1	90.0	86.0	81.7	81.1	80.2
75°	1318.1	450.6	233.8	133.9	91.2	85.7	83.6	79.9	75.6	75.6	75.0
77.5°	1016.8	325.9	194.4	118.6	83.6	77.4	75.6	72.8	67.9	68.8	68.5
80°	751.1	212.6	152.1	98.3	74.0	68.2	67.3	64.5	59.3	60.5	60.5
82.5°	514.5	139.5	109.4	80.5	63.3	57.7	57.7	55.0	49.1	49.8	51.6
85°	258.3	95.8	81.7	62.4	49.1	46.4	46.4	44.2	38.4	38.7	41.2
87.5°	78.6	57.7	54.1	44.5	35.3	34.7	33.2	31.6	28.0	27.6	29.2
90°	0.0	0.0	0.0	0.0	0.0	0.0	0.0	0.0	0.0	0.0	0.0



REPORT NUMBER: P200319

CATALOG NUMBER: GWC-AF-01-LED-E1-SLL-7050

CANDELA DISTRIBUTION (continued):

	195°	205°	215°	225°	235°	245°	255°	265°	270°	275°	285°
0°	1887.9	1887.9	1887.9	1887.9	1887.9	1887.9	1887.9	1887.9	1887.9	1887.9	1887.9
2.5°	1628.4	1610.9	1589.7	1543.0	1527.3	1526.4	1540.5	1525.8	1554.0	1542.0	1555.3
5°	1313.2	1296.0	1272.3	1212.7	1176.5	1151.9	1140.3	1105.8	1130.7	1112.6	1127.7
7.5°	965.8	969.8	954.1	919.1	840.1	800.5	777.2	756.3	774.4	772.6	801.4
10°	678.9	689.6	678.6	643.2	579.3	557.5	561.8	570.1	593.8	606.1	650.6
12.5°	488.7	488.1	481.0	449.4	407.3	409.8	427.3	441.7	463.5	476.4	521.9
15°	364.9	359.4	356.3	330.5	306.6	311.8	320.4	321.9	335.7	343.4	380.3
17.5°	275.8	278.6	282.0	263.6	245.4	242.1	235.3	227.0	231.0	232.5	251.0
20°	219.0	230.1	238.4	225.5	207.0	197.2	188.6	183.1	183.1	182.8	188.0
22.5°	191.4	199.4	208.3	199.4	182.8	174.2	169.3	165.0	164.3	164.3	169.3
25°	176.3	182.2	190.8	184.6	172.3	165.9	161.3	155.7	153.6	153.0	156.4
27.5°	168.9	171.4	175.7	170.2	159.7	156.7	155.4	150.5	147.8	146.2	149.6
30°	156.4	155.7	156.0	150.5	142.2	141.9	144.1	145.0	144.1	143.8	149.0
32.5°	144.7	143.5	143.1	138.2	130.6	128.7	130.6	132.4	134.5	137.6	143.8
35°	129.9	133.0	134.9	130.6	121.3	115.8	113.7	110.3	108.4	108.4	115.5
37.5°	118.3	125.3	128.1	124.1	114.0	106.3	102.6	102.0	102.3	103.5	110.3
40°	114.3	119.5	122.0	118.0	107.8	100.8	98.6	98.0	98.6	100.4	107.2
42.5°	111.8	115.5	115.2	110.3	102.0	97.1	95.8	95.2	95.8	97.7	105.1
45°	109.7	112.1	109.7	103.8	96.1	93.7	94.0	93.7	94.3	96.1	103.2
47.5°	107.8	108.7	105.7	99.8	91.8	91.2	92.5	93.4	94.0	95.5	102.9
50°	105.1	105.1	102.3	96.1	88.2	88.5	90.0	92.2	92.5	94.3	100.1
52.5°	101.7	101.4	99.5	93.7	85.1	86.0	86.0	88.5	89.1	91.2	97.4
55°	98.9	98.3	97.4	91.8	82.3	83.9	82.9	83.9	85.4	87.5	94.3
57.5°	96.5	95.2	95.2	90.3	80.2	80.8	78.6	79.9	81.7	83.6	90.6
60°	94.0	92.8	93.4	88.2	76.8	76.2	75.3	77.7	78.3	80.5	87.5
62.5°	91.2	90.3	90.6	85.7	74.3	72.8	72.8	75.0	75.3	78.3	85.1
65°	89.1	87.9	87.5	83.2	71.6	69.7	70.7	71.6	72.2	75.3	81.7
67.5°	86.9	84.5	84.5	81.1	68.5	66.7	68.5	68.2	69.1	71.9	77.1
70°	84.2	80.8	81.1	79.6	65.4	63.3	64.8	64.5	65.1	67.0	72.2
72.5°	79.9	77.1	77.7	77.1	62.4	59.3	59.9	59.9	59.9	61.4	67.0
75°	74.3	72.2	74.0	75.6	58.7	54.4	55.0	55.0	54.1	55.0	61.7
77.5°	67.6	66.4	72.5	70.3	54.4	49.1	49.1	48.5	46.7	47.9	55.3
80°	60.2	59.3	67.0	59.0	49.5	42.7	42.1	40.5	38.7	39.6	47.0
82.5°	52.5	51.6	56.2	45.2	42.7	35.3	33.8	31.0	29.2	30.1	36.9
85°	43.0	43.0	43.3	34.1	32.6	27.0	25.2	21.5	19.4	20.0	26.4
87.5°	30.7	31.6	29.2	23.3	19.4	15.1	13.8	11.7	9.8	11.4	13.8
90°	0.0	0.0	0.0	0.0	0.0	0.0	0.0	0.0	0.0	0.0	0.0



REPORT NUMBER: P200319
 CATALOG NUMBER: GWC-AF-01-LED-E1-SLL-7050

CANDELA DISTRIBUTION (continued):

	295°	305°	315°	325°	335°	345°	355°	360°
0°	1887.9	1887.9	1887.9	1887.9	1887.9	1887.9	1887.9	1887.9
2.5°	1622.8	1656.6	1695.0	1744.2	1786.3	1855.4	1921.7	1961.7
5°	1213.4	1269.6	1339.6	1429.6	1513.5	1639.4	1764.4	1844.6
7.5°	868.4	928.6	1004.2	1116.6	1235.2	1395.8	1561.1	1656.9
10°	718.5	780.2	843.8	919.7	1016.8	1191.6	1386.9	1495.0
12.5°	594.4	660.4	728.9	808.8	898.8	1054.9	1280.0	1404.4
15°	454.9	528.7	609.4	710.5	823.2	1003.6	1253.6	1388.8
17.5°	311.8	394.1	493.3	618.0	756.0	987.0	1300.9	1456.6
20°	214.7	274.6	380.6	526.8	692.7	984.8	1391.8	1586.9
22.5°	179.7	206.4	283.8	443.0	645.1	1011.2	1532.8	1769.7
25°	166.2	182.2	226.7	370.2	610.4	1072.1	1727.0	2006.2
27.5°	158.2	172.6	205.8	322.5	583.0	1142.7	1915.9	2235.3
30°	161.3	176.0	200.0	298.3	545.9	1201.7	2083.6	2414.1
32.5°	145.3	151.7	171.4	276.8	519.1	1251.1	2230.4	2562.2
35°	123.8	135.2	153.0	266.6	519.7	1284.3	2390.5	2751.4
37.5°	118.0	129.3	142.2	262.9	526.8	1319.6	2574.2	2973.2
40°	114.3	124.7	135.8	260.8	533.6	1351.9	2754.2	3192.5
42.5°	111.8	121.3	135.2	253.4	537.0	1380.8	2902.2	3379.0
45°	111.5	121.3	137.6	246.1	542.2	1411.8	3026.3	3516.9
47.5°	111.8	125.3	133.0	237.1	542.2	1463.7	3171.9	3640.1
50°	110.6	132.1	128.1	224.5	529.6	1562.0	3371.6	3805.0
52.5°	110.0	131.2	118.6	205.2	507.8	1718.1	3627.5	4032.4
55°	108.4	126.6	111.8	176.3	482.3	1888.2	3901.5	4301.1
57.5°	106.9	112.1	108.1	151.1	443.0	2008.0	4090.1	4510.9
60°	119.8	98.0	105.1	138.8	390.4	2040.9	4082.7	4594.5
62.5°	110.9	91.8	101.1	136.1	353.6	1948.7	3894.1	4549.3
65°	86.9	87.9	97.1	144.1	343.7	1704.5	3559.9	4340.8
67.5°	79.6	83.9	93.1	154.2	344.7	1364.8	3060.4	3886.4
70°	75.0	79.6	88.5	159.4	347.1	1017.4	2419.7	3165.5
72.5°	69.7	73.7	83.2	160.3	331.1	739.1	1864.9	2327.5
75°	63.6	67.3	75.9	139.8	274.3	512.7	1426.5	1592.4
77.5°	56.5	59.3	66.7	107.8	203.7	328.1	1070.8	1163.3
80°	48.2	49.8	55.9	78.9	139.5	205.2	847.2	933.5
82.5°	38.7	39.3	43.3	59.3	90.6	131.8	567.4	647.5
85°	27.3	27.3	29.8	43.0	61.7	83.6	308.1	341.6
87.5°	12.9	13.2	13.2	23.7	32.3	42.4	71.0	43.6
90°	0.0	0.0	0.0	0.0	0.0	0.0	0.0	0.0

(END OF REPORT)